



Good Hope Quilters' Guild

We cover the Cape in Quilts



GHQG MEMBERS AUTOMATICALLY RECEIVE THE NEWSLETTER VIA EMAIL. ALSO AVAILABLE FREE TO READ ON OUR WEBSITE, NO SUBSCRIPTION NECESSARY. PLEASE SEND NEWSLETTER CONTRIBUTIONS TO: diana@vandeyar.net

PRESIDENT'S LETTER

JEAN DOWNING

Dear Good Hope Quilters...

2024, and the first month of the year is behind us! Do you also wonder at which point one is meant to stop saying "Happy New Year"? I can't help but pin on to my message that I wish you all a year squarely filled with joy, bound with love and with some new experiences rolled in.

Plenty of planning for the year is starting to take shape. New classes, workshops, retreats, and our bi-annual Festival. So much to look forward to.

I was in Belgium for part of January and February, and seeing the snow all around got me thinking about how wonderful and diverse the world is. It's boiling hot in South Africa, and below zero in Europe. I have been thinking hard about how to mix the two together with the next project to make.

Vir 'n gedeelte van Januarie en Februarimaand was ek in België. Al om was dit bedek met dik, wit sneeu. 'n Ware wonderland. Die bloedwarm weer in Suid Afrika en vriesende temperature in Europa, het dit weer aan my oorgebring net hoe gewardeer en uiteenlopend is ons wêreld is. Verder begin ek nou oorweeg hoe ons die teenstellende eienskappe kan saamvoeg in ons volgende projek.

The theme for this meeting is 'Embracing Quilting with Love', so feel free to think along these lines for Show 'n Tell.

For this month of February, I was thinking about how to spread the love. For our meeting, I hope that you will bring a "charm square" (5½" x 5½") in shades of reds and pinks, to pin on





our heart banner. You may add a message or poem if you like. These blocks will be sewn onto the heart fabric, quilted and then donated to one of our charities to help raise funds for them or to be enjoyed as a wall hanging. This way we will be spreading the love of quilts.

The SAQG Travelling Exhibition will be on display. Please take time to look at all the work that has gone into the quilts.

We will also have Leanne here from the KwaZulu-Natal Quilters Guild to show us classes that will be on offer at the Festival in July.

If you haven't already pinned the meeting date on your calendar, do so now, and then go and check your stash for 'quilting with love'. Intussen bly koel, bly gehidreer en mooi loop tot ons mekaar sien.

Love, Jean

QUARTERLY MEETING

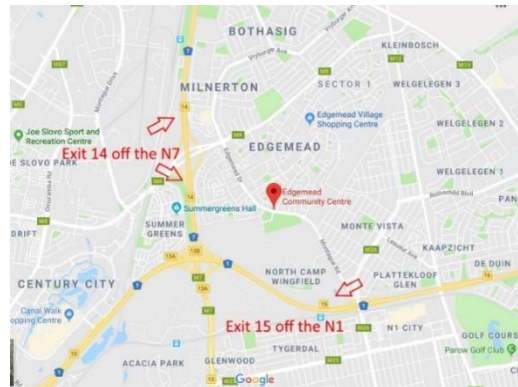
Saturday, 10 February 2024

Edgemoor Community Hall
71 Edgemoor Drive, Edgemoor

Time: 09h30 to 14h00

GHQG Members FREE
Visitors R80

[LINK TO GOOGLE MAPS](#)



WHAT TO BRING TO THE MEETING

- Name Tag
- Membership Card (completed Membership Form and cash or POP, if not yet paid. Yoco payment available)
- **One (1) charm square (5½" x 5½") in shades of red or pink. Feel free to write on the square a love message or poem.**
- Your quilts "Embracing Quilting with Love" for display and "Show 'n Tell".
- **Basic sewing kit for a hands-on project (see details below).**
- Donations for our charities, ensure all items are clean and do not have offensive odours.
- Fabric for the Community Groups.
- Library Books.
- **Visitors Welcome:** Admission R80





--- “ALL THE HEARTS” PROJECT AT THE MEETING ---

We have planned a super cute Valentine's... or Galentine's applique project for you!
The fabric will be provided, just bring your sewing kit, and leave the rest to us.

Basic Sewing Kit: sewing/applique needles, thread, thimble, fabric scissors, pins, fabric marking pencil/blue pen/Frixion pen.



--- “VOICES IN CLOTH” FESTIVAL WORKSHOPS ---



Leanne Stewart, Director of the “Voices in Cloth” Festival, is bringing the workshop samples for the 22nd South African International Quilt Festival 2024 to our meeting! If you have any questions, she will be happy to help you.

Bookings for all events are now open. Be sure to check out the classes and functions... there are some amazing and very exciting events lined up! The [virtual brochure](#) is live or [Click here to view PDF brochure](#). Festival website <http://saquiltfest2024.co.za>

--- SAQG TRAVELLING QUILT EXHIBITION ---



We are so excited to be exhibiting the 12th SAQG Travelling Quilt Exhibition, “A Stitch in Time” at our meeting! Twenty-six extraordinary pieces created by quilters across South Africa will be displayed. Not to be missed!



GROUP OF THE QUARTER OVERBERG QUILTERS GUILD

LYNNE PURCHASE



Happy New Year to all Quilters! Hope you have had a lovely break with friends and family.

Just a little info on the Overberg Quilters Guild which I am going to talk about on the 10th of February at the Quarterly Meeting.

The OQG covers the Walker Bay area – Gansbaai, Stanford, Hermanus, Kleinmond, Betty's Bay and Pringle Bay. It was established in 2000 with just a few ladies, and today we are in the region of 40 members.

Our committee met this morning to discuss the year's challenges and projects.

Every year we support a charity by raffling a quilt that is made up of blocks from all the members. We help a local charity each year by donating a few quilts made at "sew along" days. The quilts are embroidered with our logo when they are handed over. Other activities include "Block of the Month" challenges, back-to-basic teaching for beginners, demos, and speakers (not necessarily about quilting).

We have our local exhibition in September which is a great success with a huge attendance by the public.

We have some fabulous quilts to show you at the meeting. Looking forward to meeting everyone there.

Keep quilting!

Lynne Purchase, Chairlady Overberg Quilters Guild

"The best kind of sleep beneath heaven above, Is under a quilt handmade with love."



VENDORS

KARIN STEENKAMP

What an amazing group of 11 ladies and men who come out to the GHQG to show and sell their products. There is a variety of fabric and notions, and the quilters just love to browse, and of course buy their so much needed fabrics for the projects they are busy with.

We have a new vendor, Simmy from Stitch 'n Stuff Claremont joining us at the February meeting. Louis from Creative Notions in Hermanus will also be joining us for the day. So, there will be more to choose from.

The vendors, Irma from Sew Much More and Alma Shwabe from Houtenlap will tell us more about their shops and their quilting classes they have during the week.

DONATIONS FOR CHARITIES

KARIN STEENKAMP

We want to thank everybody who has ever donated fabric, notions, crumbs, beanies or just about anything for the charities. It is so very much appreciated.


We please ask you to continue to donate quilting fabric and fabric scraps.

If you know of any charity that we can help, please let me know. Karin: steenkampk59@gmail.com

LIBRARY

SULENE VAN DER MERWE

With every quarterly meeting we are going to highlight a book! February's book is:



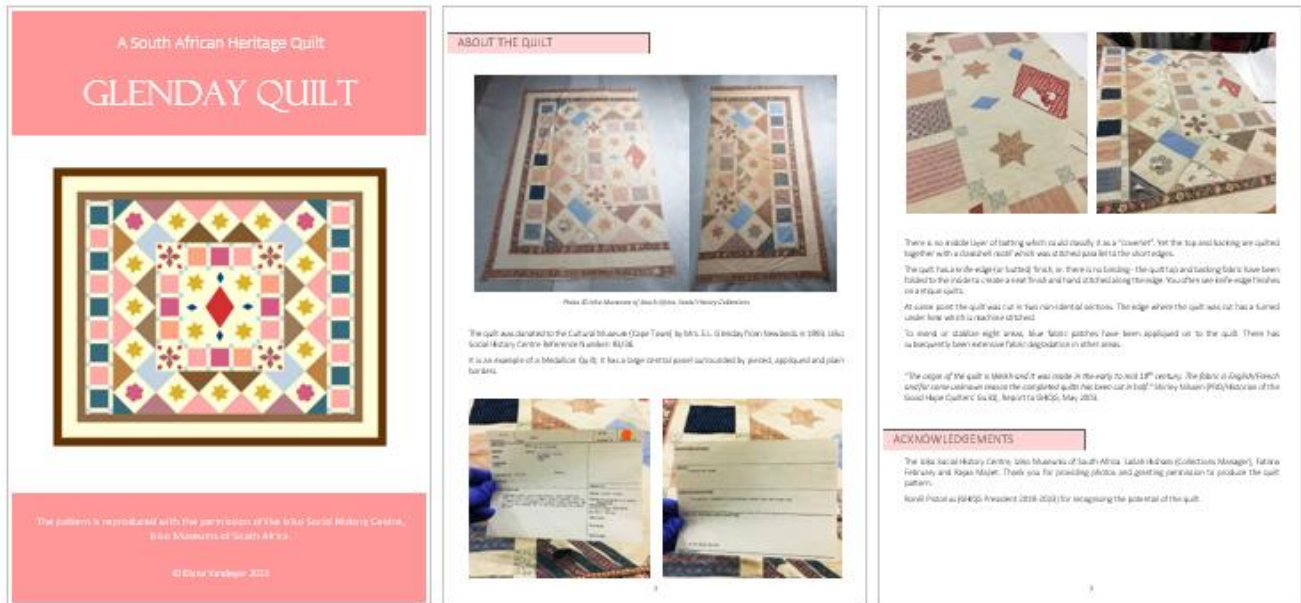
300 Paper-pieced Quilt Blocks by Carol Doak

The book consists of 300 paper-pieced quilt blocks, ranging from different flowers, houses, and animals, to toys, etc. The book is a single resource for a large group of block designs.

Carol teaches you how to produce accurate patchwork even if you are a beginner. Through step-by-step instructions with accompanying photos, she teaches you how to make a paper foundation, how to cut your fabric and label them as well as joining the blocks in the end. Lots of paper-piecing tips are also included.



THE GLENDAY QUILT PATTERN GHQG FUNDRAISER



We are thrilled to bring to you the “Glenday” quilt pattern. The pattern for this unique and historically significant quilt will be available for purchase at our meeting.

Ronél Pistorius and Diana Vandeyar have worked together to bring to you this amazing opportunity to stitch a part of South African quilting history. Ronél was instrumental in spotting the potential of this extraordinary quilt on a GHQG visit to the Iziko Social History Centre in Cape Town. With the permission of the Iziko Social History Centre – Iziko Museums of South Africa, Diana wrote the pattern so we can all make our very own.

The Glenday quilt pattern is a must-have for traditional quilters and quilters who love historical reproductions. But the timelessness of this pattern is quite amazing, contemporary quilters who enjoy making scrap quilts or working from their stash will also love it. Let’s not overlook modern quilters who, no doubt, will add their style to this versatile pattern.

Furthermore, if the original size of this quilt is daunting (and since this quilt is a medallion), alternate configurations can be made by sewing it up to a size that suits you.

The 22-page pattern includes photos and the history of the original quilt, detailed instructions, and full-size applique templates.

Price: R150 (all proceeds from the sale of the pattern go to the GHQG festival fund)

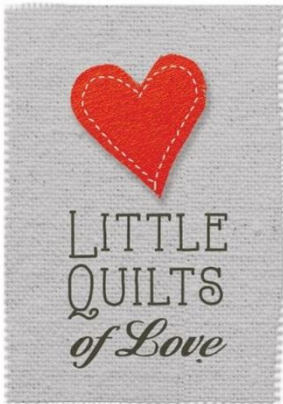
Samples of the quilt (original colour palette, scrappy original colour palette, total scrappy, and modern) will be displayed at the meeting. Wait till you see Ronél’s version quilted by Stephanie Geldenhuys!

Attention quilt shop owners - if you are interested in bulk purchases, we have special rates for you. Please contact diana@vandeyar.net for further details.



LITTLE QUILTS OF LOVE

RONEL PISTORIUS



Little Quilts of Love is a token of compassion from the worldwide quilting community to provide some solace to the grief of parents of stillborn babies. In the last year, we have made and distributed more than 1000 Little Quilts with the help of participating quilters. Isn't that great?

We have expanded this project to the whole of South Africa and are supplying all Mediclinic and Netcare Hospitals with Little Quilts. We are negotiating with Life Hospitals now and will send their stock soon. Some governmental hospitals are also benefitting from this project.

The logistics are a bit complicated as we distribute via the head offices of the hospitals, but experience showed that it does have a bigger impact now as it has become part of their existing counselling protocols.

Our goals for 2024 are:

1. To finalize the registration of our Non-Profit Organization.
2. To open our account for financial donations, which could help with postage, printing of our labels and maybe even some fabrics or flannel for the backing.
3. To get a team of Little Quilt Ambassadors together, covering all areas in South Africa. Their responsibilities will be:
 - a. To keep quilters inspired to support the cause.
 - b. To distribute the labels, gather the quilts, and then send the Little Quilts back to us. (We do not want to encourage people to deliver directly to their local hospital as we will not get feedback through the right channels.)
4. To produce and distribute 1800 (current amount needed) best quality Little Quilts in South Africa.

How can you help?

1. Volunteer to be an Ambassador. If this is you, please WhatsApp me so we can get the ball rolling.
2. Make Little Quilts – as many as you can commit to, and still stitch each one with lots of love.
3. Inspire others to join the movement!
4. Support your local LQOL Ambassador.

Our dream is slowly unfolding to provide every bereaved parent with a Little Quilt of Love.

The quilts:

- Between 50cm and 70cm big.
- No batting.
- Backed with flannel (to keep it soft).
- No quilting needed, but if you do want to quilt it... keep it light and soft.
- No binding; we turn them over and topstitch the edge. If you prefer binding, it's totally fine.
- Regarding quality – only one question: Would you feel comforted if you were in the position to receive this little blanket?

It is such a nice project to do as it takes no time, working away all the little scraps after a project is finished.

If this cause touches your heart, contact Ronél Pistorius: 072 476 7678, LittleQuiltsSA@gmail.com



ZOENNEBLOM PROJÉT

CAROL VAN TONDER and ANNAMARIE GILLMER

We have an exciting opportunity to share our love of quilting with the Zoenneblom project. This project aims to make 105 lap quilts for the old age home, where many seniors need warmth and comfort. Can you imagine how happy they will be to receive a beautiful quilt from you?

The quilt size should be between 120-150 cm square, and you can use any design you like. Let your creativity shine! We hope to finish the quilts by May 2024, so we have plenty of time.

If you are interested in joining this wonderful project, please contact Carol: 082-325-1641 or Annamarie: 082-902-641 for more information. They will be happy to answer any questions you may have. Thank you for your generosity and kindness!

“WHEN YOU SHINE” GHQG MYSTERY QUILT

DIANA VANDEYAR




Fabulous to see so many quilters from around the world joining in. Have you seen the photos on social media?

"When You Shine" is an invitation to explore the patchwork of connectedness that threads its way through the quilt's design. Each block represents a unique expression of individuality, yet when pieced together, they create a cohesive and striking whole, much like the diverse threads of humanity uniting to form a rich fabric of shared experiences and collective strength.

This is a process quilt, a series of parameters and steps to create, firstly blocks and then, a quilt top. Scary right! In trusting the process, you will make (with traditional patchwork techniques) something unique.

Join the mystery quilt challenge any time, and work at your own pace, with no stress. It's never too late to start, [download the current files here](#).





QUILTING JOURNEYS

GET TO KNOW THE GHQG COMMITTEE

DEIDRE UNSER

My journey into quilting started with my mom. She was interested in patchwork but never made a quilt. When I was about 18 years old, we went to a shop that sold cotton fabric and we each got fabric for a log cabin top. Mom's colours were brown and beige, mine was pink and light turquoise blue. It was great fun sewing together and planning the layout. We had not heard of batting and quilting at that stage, so our tops were backed with sheeting topstitched around the edge and used like that on our beds.

It was only many years later when I started working at The Quilting Bug that I really learnt a lot and started quilting and collecting fabric. I belong to Seaside Quilters and the Art and Fiber Group, Fishhoek. I love fibre art; it challenges me to think outside the box. I also love the freedom of creating and exploring new ideas with what you have on hand.

This hobby has given me so many great friendships and a community that understands my passion for the craft.




SULENE VAN DER MERWE

I always loved any form of handicraft, especially sewing, and when I met Zelda Nolte in 2012 a new world opened for me – Quilting! She introduced me to Karen Huysamer's beautiful shop and when I saw all the beautiful fabric – I was hooked! Since then Zelda and I completed a few quilts together – always blocks – I am addicted to them!

Through the years I attended a lot of quilting classes, and for me, it was not always about the new technique that you learned, but the wonderful friendships that were formed while working on a project. As I quote from Marie du Toit – a quilting house has many rooms – and one of the rooms is handwork. In the past few years, I discovered the tremendous satisfaction in producing a project totally made by hand, and two “koekarretjie” (Yo-yo or Suffolk Puff) vests followed.



What is next? That is the amazing part – there are more than a lifetime's skills to learn and more than a century's fabric to use - so even if you reach 120 years, you will never get bored.



KAREN NICOLE

Karen Nicole's first quilting adventure, in 1976, was trapunto on shiny nylon! This was during the Great Quilt Revival of the USA Bicentenary. Having subsequently found cotton fabrics, with the myriad array of colours and textures, her quilt world opened up to the joyful ways of playing and creating. Although she prefers practical, drag-around-the-house quilts, and loves creating on-the-fly, embracing whatever quick ways may do this, she occasionally enjoys the peaceful repetition of formal block-making. She loves to share her knowledge, expanding the quilt-love, hoping that you will catch the joy and move you along in your quilting journey and, just maybe, keep someone warm. She is now a South African Quilters' Guild Accredited Teacher, serving on the committees of Creative Quilters and the Good Hope Quilters' Guild, and is a constant member of Table Mountain Quilters. She participates in several online quilt groups, from email only to group bloggers, either just reading or sometimes as an active participant.

<https://karensquiltsfromcapetown.blogspot.com/>





VENDORS AT THE QUARTERLY MEETING

CAROL VAN TONDER

Long arm quilting services, custom and edge-to-edge. Handi Quilter agent for Western Cape and Handi Quilter technician servicing all HQ machines. Quilting Supplies.

CONTACT: Email: carol.vantonder22@gmail.com

COUNTRY QUILTING - Villiersdorp

We have a vast range of fabrics as well as a Coffee Corner where you can relax while you shop for fabric. You are always welcome to call me for an appointment outside shop hours.

CONTACT: Marinda 082-577-8792 or 028-840-2109, [Facebook](#)



CREATIVE NOTIONS – Shop 2, Hemel-en-Aarde Village, Cnr R43 & R320, Sandbaai, Hermanus

CONTACT: 021-773-0145, 072-987-2512, Email: info@creativenotions.co.za



FABRIC CENTRE - 9 Ardeer Road, The Interchange, Somerset West

Everything Fabric - Home, Fashion and Haberdashery.

CONTACT: Hilary 021-851 5086, Email: info@fabric-centre.co.za, [Instagram](#)



THE FABRIC CONTESSA - Sandwyk Farm, Route 101, Paarl

Stock fabric. Notions. Patchwork and quilting classes. Tuesday to Friday: 9:00 to 15:00 Saturday: by appointment.

CONTACT: 076-450-3712, 072-610-2818, Email: info@fabriccontessa.co.za, [Website](#)

HOUTENLAP BK/WOODENRAG CC - 24 Drommedaris Rd, Somerset West

Fabric, Books, Longarm Quilting and Classes.

CONTACT: Alma 021-852-1598, 083-724-5000, Email: wolf@telkomsa.net

MNANDI TEXTILES AND DESIGN - 90 Station Road, Observatory

African fabric, African ethnic clothing, and African textiles. Monday to Friday: 9am to 5pm; Saturday: 9am to 1pm.

CONTACT: Ilse 021-447-6814



LU-DAL - Spar Centre, Shop 23, Botrivierweg, Kleinmond

CONTACT: Louise 028-271-4001, Email: lu-dal@cyberserv.co.za, [Facebook](#)

QUILTY CARDS

Naïve appliqué pictures sewn onto a card. There are several card patterns available, as well as patterns for small wall hangings and quilts. Sticky Template Plastic is a sturdy self-adhesive material that makes it easy to make and use templates.

CONTACT: Carol 084-506-5258, 021-510-7705, Email: carol.minshall@gmail.com



SEW MUCH MORE - Unit 1, 23 Northumberland Street, Oakdale, Bellville (basement below Creative Talents)

Proud dealer for Husqvarna Viking, sales and service sewing machines and overlockers. 100% Quilt Fabric, Haberdashery, Classes.

CONTACT: 021-811-5288, Email: irma@sewmuchmore.za.net, [Website](#)



STITCH 'N STUFF - 140 Imam Haron Rd, Claremont

We are a needlecraft supply shop specialising in 100% cotton fabric and accessories sewing, patchwork and quilting, clothing, soft furnishings and decorative needlework.

CONTACT: Simmy 021-674-4059, Email: quilt@stitchnstuff.co.za, [Website](#)



THIMBLES QUILTING SHOP - 10 Gladstone Street, Durbanville

Stock a wide selection of imported 100% Cotton fabric. Haberdashery.

CONTACT: Lynette 021-975-5001, [Website](#)



2024 MEETING SCHEDULE

-- 10 February -- 11 May -- 10 August -- 9 November --

COMMITTEE



Good Hope Quilters' Guild
We cover the Cape in Quilts

PRESIDENT

Jean Downing
ghqg.president@gmail.com
079-268-2861

VICE-PRESIDENT & SECRETARY

Wilma Havenga
ghqg.secretary@gmail.com
082-651-0289

MEDIA & SAQG REPRESENTATIVE

Diana Vandeyar
diana@vandeyar.net
066-562-5646

TREASURER & MEMBERSHIP

Karen Nicole
ghqg.treasurer@gmail.com
082-511-1659

MEETING CONVENOR & GROUP LIAISON & COMMUNITY PROJECTS

Jenna Hanekom
ghqg.groupliaison@gmail.com

EXHIBITION & DISPLAY

Deidre Unser
unserdeidre@gmail.com
073-900-6378

LIBRARIAN

Sulene van der Merwe
svandermerwe@proxawater.com
082-656-5550

VENDOR LIAISON

Karin Steenkamp
steenkampk59@gmail.com

EDUCATION

Jean Tremlett
jeantremlett618@gmail.com

HISTORIAN

Dorothy Lubbe
dorothy@dotsquilting.com



Copyright © 2024 Good Hope Quilters' Guild, All rights reserved.