




# The Spice Route Quilt

## Part 2

### The Four Patch Block

(24) 6½" x 6½"



#### MAKE (24) 6½ x 6½" Four Patch Blocks


Fabric requirements and cutting chart:



Dark  
(2) 3½" strips  
WOF





Medium  
(2) 3½" strips  
WOF




Light  
(4) 3½" strips  
WOF

1. Cut (2) strips of dark fabric across the width of fabric (WOF) 3½" wide, (2) strips of medium fabric across the WOF 3½" wide and (4) strips of light fabric across the WOF 3½" wide.
2. Align and pin the strips together as follows: (2) dark and light fabric, (2) medium and light fabric.
3. Sew the pairs together along the long edges with a ¼" seam allowance.
4. Set the stitches (press the sewn line to settle the stitches into the fabric). Press seams to the darker fabric. This is important to allow for nesting of the seams to perfectly align the blocks later.
5. Cut the sewn strips into 3½" units, aligning your ruler with the stitch line to cut each unit straight.



- Pair the cut units with dark and medium fabric in opposite corners to form Four Patch Blocks. Flip right sides together and ensure that the seams nest perfectly.



- Chain-piece the units.
- Set the stitches and press seams to one side (or open).


#### ALTERNATIVE METHOD

MAKE (24) 6½ x 6½" Four Patch Blocks


Fabric requirements and cutting chart:



Dark  
(24)  
3½" x 3½"



Medium  
(24)  
3½" x 3½"



Light  
(48)  
3½" x 3½"

- Chain-piece (24) dark and (24) light fabric squares, and (24) medium and (24) light fabric squares.
- Set the stitching and press the seams to the dark fabric.
- Pair the sewn units with dark and medium fabric in opposite corners to form Four Patch Blocks. Flip right sides together and ensure that the seams nest perfectly.
- Chain-piece the units.
- Set the stitches and press seams to one side (or open).

## Happy Stitching!

Please share your progress pics on the sew-cial networks tag [@ghqg\\_south\\_africa](#) and [@compiond](#)  
Post with the hashtags [#GHQGMysteryQuilt](#) [#thespiceroutequilt](#) [#thespicerouterecipes](#)  
on Instagram and Facebook

You are welcome to contact me if you have any questions: [dlcompion@gmail.com](mailto:dlcompion@gmail.com)