





Good Hope Quilters' Guild - 2022 Mystery Quilt


Greenmarket Square - PART 9

Rail (Light-Dark-Light) Block



Summary Cutting Chart for (12) Blocks

 Dark: (12) 8½" x 4½" rectangles

 Light: (24) 8½" x 2½" rectangles

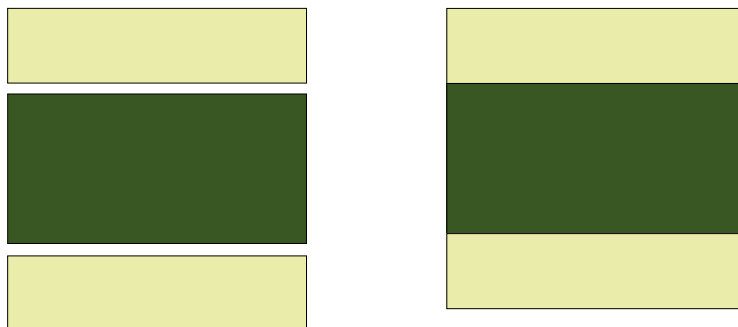
For (1) Block:

 (1) 8½" x 4½"

 (2) 8½" x 2½"

MAKE (12) Rail (Light-Dark-Light) Blocks

1. Sew a light rectangle to either side of a dark rectangle. Pin strips together to minimize shifting. Set the stitching (press the sewn line of stitching, so the stitches settle into the fabric). Press seams open (or to the dark fabric).



Take your time and enjoy the process!

Share your progress photos on Facebook and Instagram. Tag the @ghqg_south_africa and @dianavandeyar and post with the hashtags #GHQGMysteryQuilt #greenmarketsquarequilt so everyone can find your awesome work!

If you have any questions, please do not hesitate to contact me, diana@vandeyar.net