






Greenmarket Square - PART 8

Rail (Dark-Light-Dark) Block




Summary Cutting Chart for (16) Blocks

 Dark: (32) 8½" x 2½" rectangles

 Light: (16) 8½" x 4½" rectangles

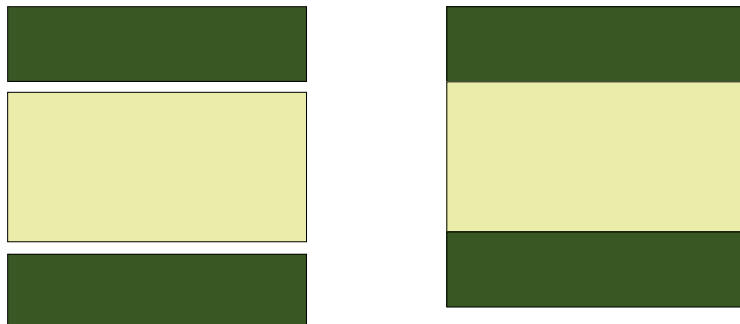
For (1) Block:

 (2) 8½" x 2½"

 (1) 8½" x 4½"

MAKE (16) Rail (Dark-Light-Dark) Blocks

1. Sew a dark rectangle to either side of a light rectangle. Pin strips together to minimize shifting. Set the stitching (press the sewn line of stitching so that the stitches settle into the fabric). Press seams open (or to the dark fabric).



Take your time and enjoy the process!

Share your progress photos on Facebook and Instagram. Tag the @ghqg_south_africa and @dianavandeyar and post with the hashtags #GHQGMysteryQuilt #greenmarketsquarequilt so everyone can find your awesome work! If you have any questions, please do not hesitate to contact me, diana@vandeyar.net